

**China (Shanghai) International Youth Football Invitational
2020**

User Manual for the Online Application System

July 2020

目录

1. Prelude	3
2. Operating Procedure	3
2.1 Entrance	3
2.2 Account Registration.....	4
2.2.1 Fill in Registration Information	4
2.2.2 Log in.....	5
2.2.3 Reset Password	5
2.3 Team Information Management.....	7
2.4 Player Information Management.....	8
2.5 Instructor Information Management	10
2.6 Application for the Competitions	11
2.6.1 Application for Long Ball Relay Passing (Team) Challenge	12
2.6.2 Application for Individual Football Skills Online Competition.....	15
2.6.3 Application for Football Song Contest.....	18
2.6.4 Application for Football Photography Competition.....	21

1. Prelude

This *User Manual* introduces in detail the functions of all modules of the system and the methods to use them, so as to enable the users to know how to use the system better, thus making it more convenient for them to apply for the event online. The target readers of this manual are the participant teams from various countries and regions competing in China (Shanghai) International Youth Football Invitational 2020.

2. Operating Procedure

2.1 Entrance

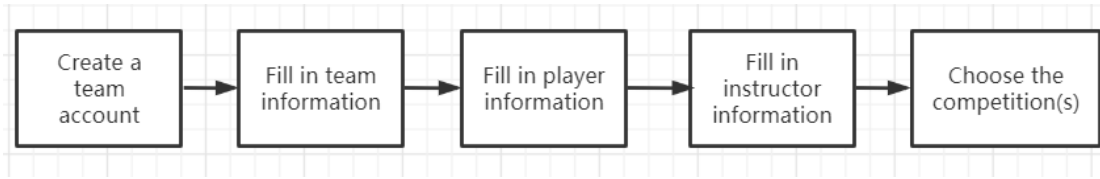
Platform login location: the official website of China (Shanghai) International Youth Football Invitational 2020 (<http://youthfootball.secsa.cn>).

After login, please click “Apply Now”:



All the competitions of this year’s Youth Football Invitational accept team application only. Individual application will not be accepted. If you meet the application requirements of this year’s event and want to participate in the individual competition, please contact your team leader and submit your application materials after account registration by your team. Thank you for your support and understanding!

The steps of application for this year’s event are listed as follows (the steps of application for the competitions are explained in the parts of each competition):



2.2 Account Registration

Find the “Registration” button under “Login” on the frontpage of the application system, and click it to enter the registration page:



2.2.1 Fill in Registration Information

All information on the registration page shall be filled in. To ensure that your information is correct and that the competition and award-giving processes will be smooth, please fill in the blanks carefully. Note: “Referrer Name” means the name of the contact person who has invited you to participate in this event. After you fill in all information for registration with the help of the information on the right side and click “Registration”, you will log in the application system automatically.

用户注册
User Registration

* 姓名 Name	<input type="text"/>	姓名长度不能大于100 Name length cannot be greater than 100
* 球队名称 Team Name	<input type="text"/>	球队名称长度不能大于100 Team Name length cannot be greater than 100
* 电子邮件 E-mail	<input type="text"/>	请填写电子邮箱 Please fill in the email
* 联系电话 Phone	<input type="text"/>	请填写联系电话 Please fill in the phone
* 联系地址 Contact address	<input type="text"/>	联系地址长度不能超过200 Contact address length cannot be greater than 200
* 用户名 User Name	<input type="text"/>	用户名长度范围为4-16位 User name length range is 4-16 digits
* 密码 Password	<input type="text"/>	密码长度范围为8-20位 Password length range is 8-20 digits
* 确认密码 Confirm Password	<input type="text"/>	
* 密保问题 Password Question	<input type="text"/>	请输入密保问题，长度不能超过200 Please enter the secret security question, the length cannot exceed 200
* 密保答案 Answer to Password Question	<input type="text"/>	请输入密保问题的答案，长度不能超过200 Please enter the answer to the secret security question, the length cannot exceed 200
* 推荐人 Referrer Name	<input type="text"/>	推荐人姓名长度不能大于100 Referrer Name length cannot be greater than 100
* 推荐人电话 Referrer Phone	<input type="text"/>	请填写推荐人电话 Please fill in the Referrer phone
* 验证码 Verification Code	<input type="text"/>	

[注册\(Registration\)](#)

[已有帐号? 立即登录 \(Existing Account? LoginImmediately\)](#)

2.2.2 Log in

After registration, you will be redirected automatically to the application system. Later, please log in the system by filling in your username, password, and verification code on the frontpage of the application system.

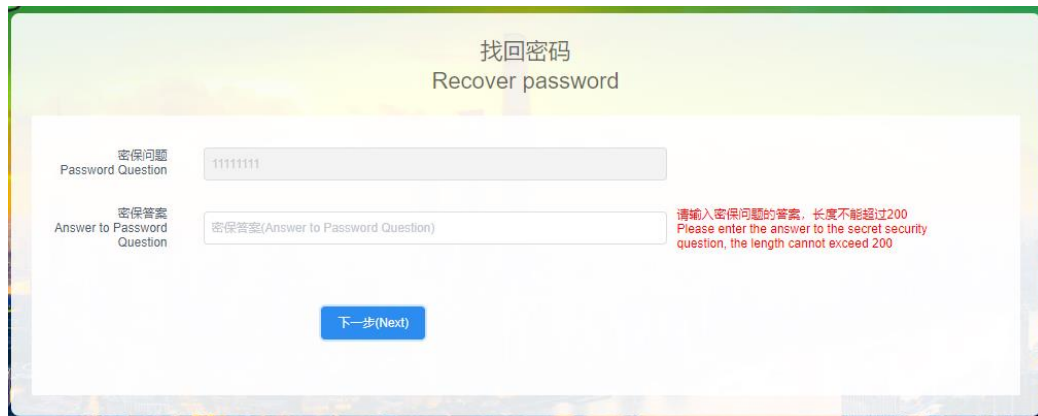
2.2.3 Reset Password

Please try to remember the username and password of your team. If you forget your password, you may find it by answering the password question you set when you registered, and reset your password by clicking “Forget Password” on the frontpage. If you forget your password question and its answer, you may contact the organizing committee of the event by phone or by e-mail to reset your password.

The process is shown as follows:

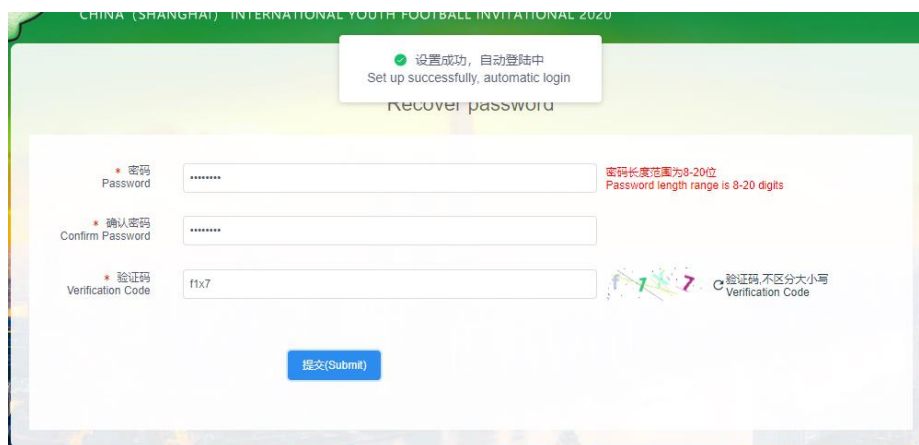


Fill in the password question and its answer




Reset your password. Once you have successfully reset your password, you will log in the system automatically.





2.3 Team Information Management

After login, please fill in all items of team information before you apply for the competitions, because the application for the three competitions that follow needs to load some of the team information. All items of team information are obligatory.

Please click the first button  on the navigation bar located on the left side of the online application system to enter the page of team information management, and fill in the team information including:

Country or Region: Choose in the drop-down box

City of Team: When you fill in the name of the city, please follow the international standard. (e.g. Shanghai, Beijing)

Team Name: The system will automatically load the team name you used when you registered. If you want to change the name, please fill in the full name here.

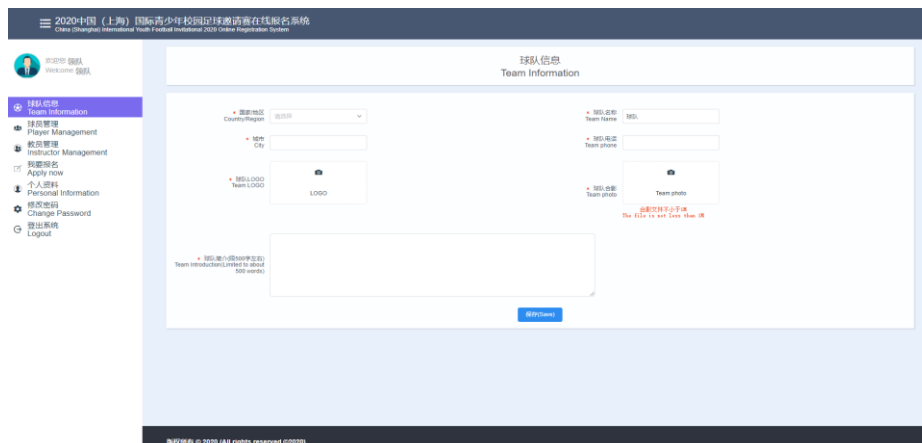
Phone Number: When you fill in the phone number of the team, please follow the international standard. The format of telephone numbers: Country code + Provincial code (if necessary) + Subscriber number; the format of mobile phone numbers: Mobile country code + Mobile subscription identification number.

Team Logo: Please upload a correct and clear team logo. The suggested format is JPG.

Team Photo: Please upload a team photo where all players wear the team uniform. The instructors can also be included in the photo. The photo uploaded shall


exceed 1M and shall be in JPG format.

Team Introduction: It introduces the general information of the team, and shall not exceed 500 words.



The page of team information management

2.4 Player Information Management

Click the  button on the navigation bar located on the left side of the online application system to enter the page of player information management.

The page of player information management



On this page, you may add, modify, and delete players of your team. Each team

can add at most 20 players, and the players added shall be U17 players (born after January 1, 2003 and before December 31, 2004) of the team.

There are two ways to add players:

(1) Download the player application form by clicking

[下载球员信息模板\(Add Player\)](#)

, fill in the information of players and import player

information in a batch by clicking

[批量导入球员\(Batch Import Player\)](#)

. Note: after you

import player information in a batch, please click [修改\(modify\)](#) on the right side of each player one by one to upload the photos of the players; the file size of the photos shall be 626*413 pixels.

The template of player information downloaded is shown as follows:

A	B	C	D	E	F	G	H
姓名 Name	性别 Gender	国家或地区 Country/Region	学校 School	出生日期 Birth Date	身份信息(护照等) ID Information (e.g. passport)	号码 Player Number	备注 Note

[添加球员\(Add Player\)](#)

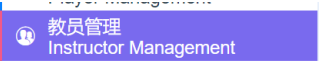
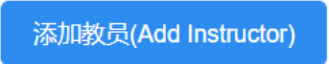
(2) Click [添加球员\(Add Player\)](#) to add players one by one. All items of player information are obligatory.

The screenshot shows a modal window titled "添加球员(Add Player)". It contains the following fields:

- * 姓名 Name:** 请输入姓名(Please enter the Name)
- * 国家 Nationality:** 请选择国家/地区(Please choose Country/Region)
- * 性别 Gender:** 男(male) 女(female)
- * 出生日期 Birthday:** 选择时间(Select date)
- * 学校 School:** 请输入学校(Please enter the School)
- * 球员号码 Player Number:** 请输入号码(Please enter the Number)
- * 证件类型 Certificate Type:** 请选择证件类型(Please choose Certificate Type)
- * 证件号码 ID Number:** 请输入证件号码(Please enter the ID Number)
- * 上传照片 upload photos:** A dashed box containing a camera icon and the text "upload photos".

At the bottom of the form are two buttons: "取消" (Cancel) and "确定" (Confirm).

2.5 Instructor Information Management

Click  on the navigation bar to enter the page of instructor information management. There is only one way to add instructors. Please click  to add instructors. The types of instructors include team leader, team manager, coach, and team doctor. All items of instructor information are obligatory.

添加教员(Add Instructor)

*** 姓名**
Name

*** 国家**
Nationality

*** 性别**
Gender

男(male) 女(female)

*** 单位**
Affiliation

*** 类别名称**
classification name

*** 联系电话**
contact number

*** 上传照片**
upload photos

upload photos

*** 出生日期**
Birthday

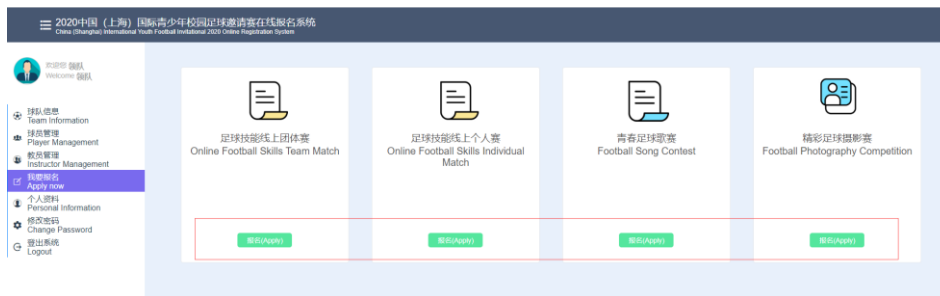
*** 证件类型**
Certificate Type

*** 证件号码**
ID Number

2.6 Application for the Competitions

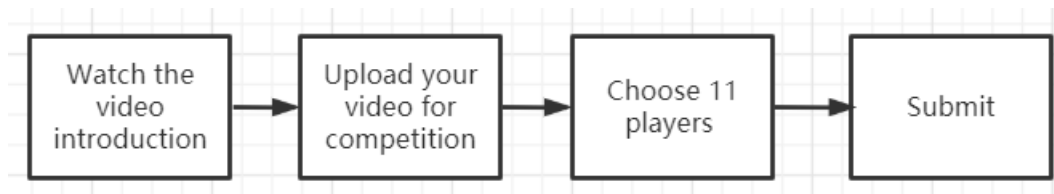
After login, click the fourth button on the navigation bar to enter the page of competition selection. This year's event consists of four competitions, namely Team Football Skills Online Competition, Individual Football Skills Online Competition, Football Song Contest, and Football Photography Competition. For details of the competitions, please visit the official website of the Youth Football Invitational (<http://youthfootball.secsa.cn>) and check the contents of Notice of the Event.

To apply for a competition, click **报名(Apply)** under it. The specific steps are shown as follows:



2.6.1 Application for Long Ball Relay Passing (Team) Challenge

The steps of application for Long Ball Relay Passing (Team) Challenge are shown as follows:



Click the “apply” button under “Long Ball Relay Passing (Team) Challenge” to enter the page of Instructions for Application.



(1) Watch the video introduction

Click the link [空中传球接力挑战赛\(团队\)竞赛办法——视频](#) at the bottom of the page to watch the video introduction to this competition, which is shown as follows:



After watching the video, click [我要报名\(Apply now\)](#) under the link to enter the page of application for “Long Ball Relay Passing (Team) Challenge”.



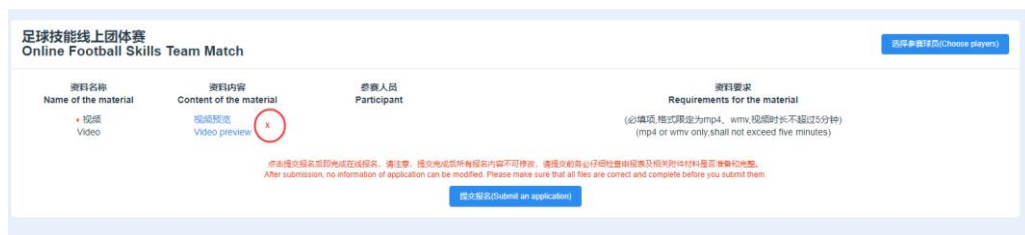
(2) Upload your video for competition

资料内容
Content of the material

上传
Upload

Click to upload your video. Note that once the video is

successfully uploaded, it is temporarily saved. You may click [视频预览](#) Video preview to watch it. If you want to modify or delete it, you may click the “x” button after it. The format of the video uploaded shall be MP4 or WMV, and the length of it shall not exceed five minutes.



(3) Choose the players

After you have uploaded your video, click [选择参赛选手\(Choose players\)](#) at the top right hand corner of the page to enter the page of player selection (where the information of the players has been input), and check the players who have participated in the Long Ball Relay Passing (Team) Challenge (video). The number of players selected shall be 11.



After you have selected 11 players, click [取消](#) [确定](#) to submit your name list. If the number of players selected is not 11, an alert message box will appear.

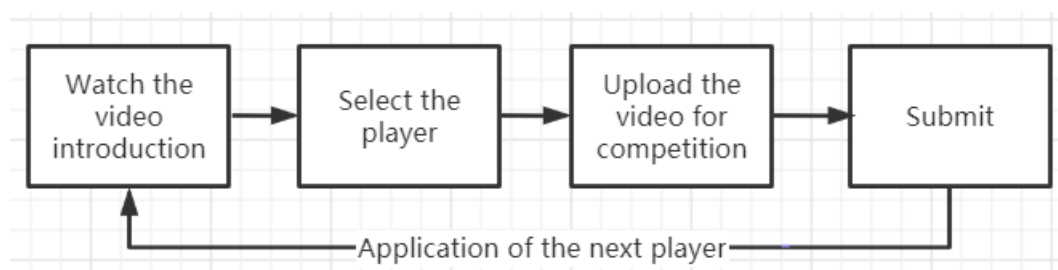
球员列表									
● 技能团体赛, 所选参赛选手应为11人 Skill team competition, the selected players should be 11									
<input checked="" type="checkbox"/>	序号 Serial	姓名 Name	球员号码 Player Number	场上位置 Position On The Field	身高(cm) Height(cm)	体重(kg) Weight(kg)	出生日期 Birthday	证件号码 ID Number	
<input checked="" type="checkbox"/>	1	球员1	11				2003-01-01	12345678901	

(4) Submit

After you have uploaded your video for competition and selected the players, click at the bottom of the page to finish online application. Note that when you click “Submit an application”, you have finished your online application for the Long Ball Relay Passing (Team) Challenge, and no information can be modified after submission, so please check your application form and relevant materials carefully before you submit them.

2.6.2 Application for Individual Football Skills Online Competition

The steps of application for the Toilet Roll Keepie-Uppie Challenge are shown as follows:



Click the “apply” button under “Individual Football Skills Online Competition” to enter the page of Instructions for Application of “Toilet Roll Keepie-Uppie Challenge”.



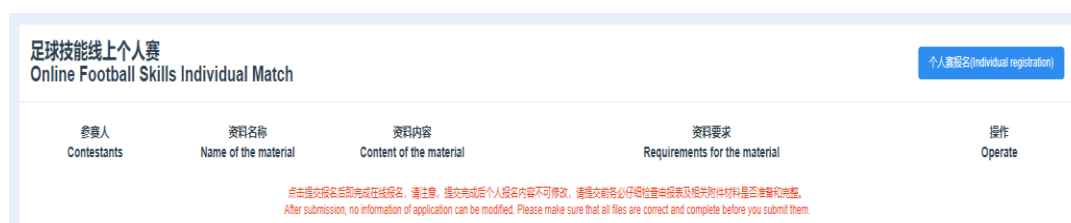
(1) Watch the video introduction

[颠卷筒纸挑战赛\(个人\)竞赛办法——视频](#)

Click the link at the bottom of the page to watch the video introduction to the competition, which is shown as follows:



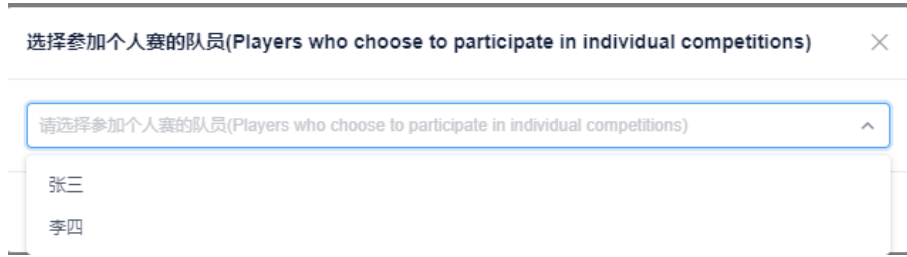
After you have watched the video, click [我要报名\(Apply now\)](#) at the bottom of the page to enter the page of application for the individual challenge.



(2) Choose the player

The players competing in the individual online challenge shall first be selected. The teams competing in the team online challenge shall submit at least three players

of the team to participate in the individual challenge. Click [个人赛报名\(Individual registration\)](#) to enter the page of player selection.



After you have clicked the name of the player to compete in the individual challenge, click **确定(Confirm)**, which is shown as follows:



(3) Upload the video for competition

When you have selected a player, the application information of that player will

资料内容 Content of the material



be added to the application list. Click **上传 Upload** of this item of application information to upload the video for competition. The video uploaded shall not be edited or use any special effect, and it shall be submitted in a mainstream format, such as MP4 or WMV. It shall not exceed 100M, and shall be no less than 30 seconds. Videos not following these requirements will be considered invalid.



视频预览 Video preview

You may click **视频预览 Video preview** to watch the video. If you want to modify or delete it, you may click the “X” button after it.

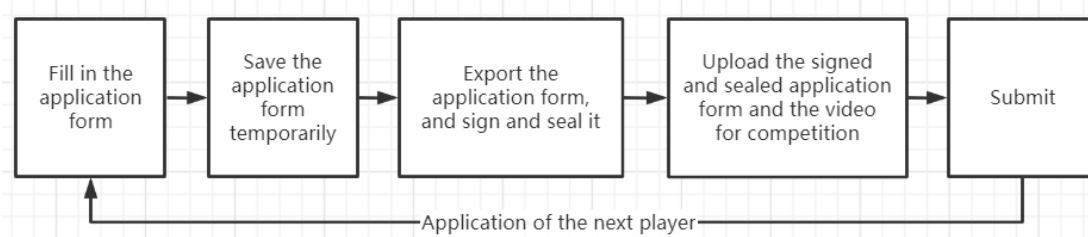


(4) Add the information of the next player: when you have added one item of application information, repeat the steps (2) and (3).

(5) Submit: after you have selected the players and uploaded the videos, click [提交报名\(Submit an application\)](#) to finish online application. Note that no information can be modified after submission, so please check your application form and relevant materials carefully before you submit them. The application information of each players is independent; so are the material-uploading and submission processes.

2.6.3 Application for Football Song Contest

The steps of application for Football Song Contest are shown as follows:



Each team can submit at most two videos to compete in the Football Song Contest (one for each type).

Click [报名\(Apply\)](#) at the bottom of the page to enter the page of application list, which is shown as follows:

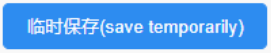
青春足球歌赛
Football Song Contest

[歌唱赛报名\(Registration for singing competition\)](#)


序号 Serial	队伍名称 Team Name	国家地区 Country/Region	表演名称 Show Name	表演内容 Entry Content	参赛人员 Participants	参赛人员姓名 Participants Names	表演简介 Show Introduction	操作 Operating
暂无数据								

(1) Fill in the application form: click [歌唱赛报名\(Registration for singing competition\)](#) at the top right hand corner of the page to enter the page of application form. The name and country (region) of the team will be retrieved from Team Information, and the contents to be filled in include: Name of Performance, Content (choose one),

Participant (when you choose “individual”, please choose the name of the participant in Name of Participant; when you choose “group”, please choose the names of the participants in Name of Participant; when you choose “team as a whole”, the system will automatically select all players of the team), and Introduction.

You may click the “返回” button at the top right hand corner of the page to go back to the page of application list. When you have not finished the whole application form, you may click  to save the information temporarily.

When you have finished it, click , and the application form is successfully completed, and a new button “upload information” will appear.

(2) Export the application form, and sign and seal it: click  to export the completed application form in PDF format to be signed and sealed by the team leader. The application form exported is shown as follows:

**2020 中国（上海）国际青少年校园足球邀请赛“Singing Songs,
Share Dreams”青春足球歌赛报名表**

球队名称 Team name	球队	国家或地区 Country / region	中国 (China)
表演名称 Show name	我爱足球	参赛内容 Entry content	<input type="checkbox"/> 流行乐 <input checked="" type="checkbox"/> 说唱 <input type="checkbox"/> B-BOX <input type="checkbox"/> 歌舞 <input type="checkbox"/> 其他
参赛人员 Participants	<input type="checkbox"/> 个人 <input type="checkbox"/> individual	参赛球员姓名 Player names	
	<input checked="" type="checkbox"/> 组合 <input checked="" type="checkbox"/> group	参赛球员姓名 Player names	张三, 李四
	<input type="checkbox"/> 球队全体 <input type="checkbox"/> team as a whole		
表演简介 Performance introduction	原创歌曲		
盖章 Stamp	负责人签字: Signature of person in charge: 日期: Date:		

**青春足球歌赛
Football Song Contest**

资料名称 Name of the material	资料内容 Content of the material	资料要求 Requirements for the material
* 报名表 Application form	附件预览 Attachment preview X	(必填项, 签字盖章pdf格式扫描件) Compulsory / a scan (PDF) of the signed and sealed form
* 视频 Video	视频预览 Video preview X	(必填项 格式限定为mp4、wmv; 视频时长不超过5分钟) (mp4 or wmv only, shall not exceed five minutes)

点击提交报名信息后即完成在线报名。请注意, 提交完成后所有报名信息不可修改。请提交前务必仔细检查申报表及相关附件材料是否准备和完整。
 After submission, no information of application can be modified. Please make sure that all files are correct and complete before you submit them.

提交报名 (Submit an application)

(3) Upload materials: after you have clicked the “complete” button, the 上传资料(Upload information) button appears on the page of application form. Click it to enter the page of material-uploading, where you may upload the signed and sealed application form and your video for competition. The video uploaded shall be in a mainstream format, such as MP4 or WMV. It shall not exceed five minutes or 500M. When it is successfully uploaded, it is temporarily saved. You may click [视频预览](#) [Video preview](#) to watch it. If you want to modify or delete it, you may click the “X” button after it.

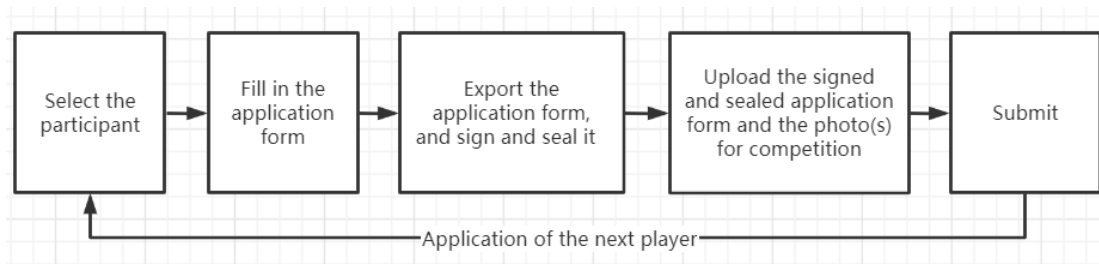
(4) Submit: After checking the application form and the video, click

[提交报名\(Submit an application\)](#)

to finish online application. Note that no application material can be modified after submission, so please check the application form and relevant materials carefully before you submit them.

2.6.4 Application for Football Photography Competition

The steps of application for Football Photography Competition are shown as follows:



All photos uploaded shall be original works. Each participant may upload at most two works (a group of photos is considered a single work).

Click [报名\(Apply\)](#) to enter the page of application list, which is shown as follows:

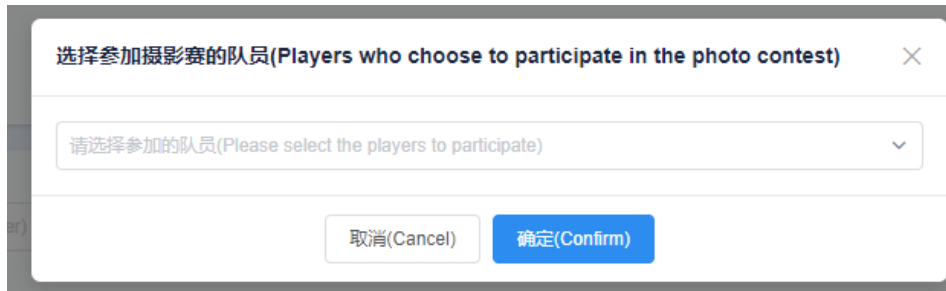
序号 Serial	作品编号 Work Number	姓名 Name	作品名称 Title	图片数量 Number of photos	国家/地区 Country/Region	参赛类别 competing Category	操作 Operating
暂无数据							

[球员报名\(Player Registration\)](#)

[教员报名\(Instructor Registration\)](#)

(1) Click the registration button at the top right hand corner. Choose one of the

two options [球员报名\(Player Registration\)](#) [教员报名\(Instructor Registration\)](#).



(2) Fill in the application form: enter the page of application form after you have selected the participant. Click “返回” to go back to the page of application list. All items except Name of Work, Type, Number of Photos, and Introduction are automatically retrieved by the system, and Work Number will be automatically generated after you have saved your work. You may first choose the type, and then fill in the number of photos. If you choose “Single Photo”, “Number of Photos” will be automatically filled in (one/unmodifiable).

If you choose “Group Photos”, you may need to select the number of your photos (2 - 4).

* 照片数量 Number of photos		<input type="radio"/> 2 <input checked="" type="radio"/> 3 <input type="radio"/> 4 <input type="radio"/> 5 <input type="radio"/> 6
* 运动队 Team		测试球队
* 出生日期 Birth Date		2003-01-01
* 参赛类别 Type		<input type="radio"/> 单幅(Single Photo) <input checked="" type="radio"/> 组照 Group Photos

When you have not finished the application form, you may click

临时保存(save temporarily)

to save it temporarily. When you have completed it, click

完成填写(complete)

, and a new button

上传资料(Upload information)

will appear.

(3) Export the application form, and sign and seal it: click

导出报名表(export the application form)

to export your application form in PDF format to be

signed and sealed by your team leader. The application form exported is shown as

follows:

精彩足球摄影赛报名表

“Taking Photos, Record Happiness”

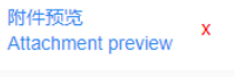

作品编号 Work number	FPC0709100001		
作品名称 Name of work	日出	照片数量 Number of photos	2
姓名 Name	张三		
国家/地区 Country/region	中国 (China)	运动队 Sports team	球队
证件号 License number	000000000000000000	出生日期 date of birth	2003-08-28
领队 Leader	1360000000	参赛类别 Entry category	组照 (Group Photos)
照片说明 Photo caption	日出下的球场		
盖章 Stamp	教练签字: Coach signature: 日期: Date:		

(4) Upload materials: click

上传资料(Upload information)

to upload your application

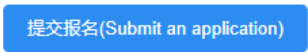
form and photos for competition on the page of material-uploading. When your works are successfully uploaded, they are temporarily saved, and you may click

 and  to view the materials uploaded. The file size shall be more than 3000*2000 pixels, and shall exceed 2M.

If you want to modify or delete the materials uploaded, you may click the “X” button after them.



(5) Submit: After checking the application form and the photo(s), click



to finish online application. Note that no application material can be modified after submission, so please check the application form and relevant materials carefully before you submit them.